

# Let's get ready for Kindergarten!

Summer Kindergarten Readiness Activity Booklet designed for incoming  
Chestnut Ridge School District Kindergarten Students



Parents & Guardians,

The activities in this booklet are intended for daily use through the months of June, July, and August. They are simple, quick, and easy activities that will support your child's development and growth of skills needed as he/she prepares to enter kindergarten. Completing these activities with your child will also help strengthen the bond between you and ensure quality time together on a daily basis.

Reading, writing, listening, and speaking skills are essential throughout your child's academic career. Social, emotional, and self-help skills are equally important. A combination of all of these skills will be touched on throughout this booklet. Along with these suggested activities, it is always a great idea to read to your child every day.

Let's work together to make the transition into kindergarten as smooth as possible for you and your child.

Educationally Yours,  
The Chestnut Ridge Early Childhood Staff

## Helpful Hints

- Nursery rhymes can be found in the back of this booklet (in case you need a refresher).
- When the activity involves telling a fairy tale, remember two things:
  1. Guide your child in identifying and writing the day of the week on each page as you go to finish the sentence at the top: Today is \_\_\_\_\_. Use this as an opportunity to say the days of the week and to identify week days and weekends.
  2. **There are many versions of fairy tales. Don't fret if you don't remember all of the exact details. Feel free to create your own version.**
  3. Get into the story...use expression and excitement to capture your **child's attention.**

June 1st

Today is \_\_\_\_\_.

Tell your child the story of Humpty Dumpty and have him/her recite it with you. Help your child draw a picture of what Humpty Dumpty probably looks like (before or after the fall). Allow your child to draw and color Humpty Dumpty however he/she visualizes him.

June 2nd

Today is \_\_\_\_\_.

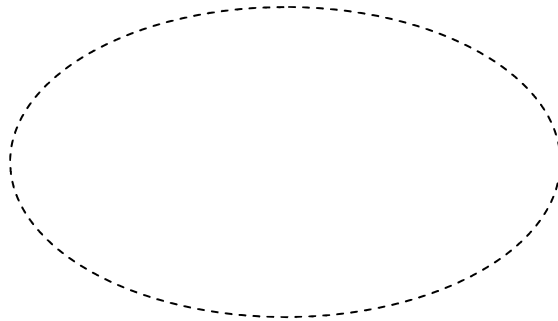
Help your child count how many eggs are in the **refrigerator**. (If you don't have any, draw ovals on a piece of paper and cut them out for pretend eggs.)

Write the number down so your child can see it.  
Practice counting to that number with your child.

June 3rd

Today is \_\_\_\_\_.

Have your child trace the oval below. Help your child find other objects in your home that are shaped like an oval.



June 4th

Today is \_\_\_\_\_.

Write the letter B (capital and lowercase) on a piece of paper. Have your child trace it with a pen or pencil. Go on a letter hunt - search for things in your house that begin with Bb. Every time you find something, say the letter B and the sound it makes.

June 5th

Today is \_\_\_\_\_.

Put a glob of shaving cream or shaving gel on a table and smear it all around until smooth. Have your child practice writing the letter B and b in it with his/her finger.

**Write your child's first name in shaving cream and have him/her trace it with his/her finger. \*It is important to start your child's name with a capital and use lower case letters for the rest of it.**



June 6th

Today is \_\_\_\_\_.

Write the letter C (capital and lowercase) on a piece of paper. Have your child trace it with a pen or pencil. Go on a letter hunt - search for things in your house that begin with Cc. Every time you find something, say the letter C and the sound it makes.

June 7th

Today is \_\_\_\_\_.

Tell your child the nursery rhyme of Jack and Jill.  
Act out the story with your child and have him/her re-  
cite it with you.

Have your child tell you what sound the words Jack  
and Jill begin with. Have your child tell you what  
sound other words in the story begin with such as pail,  
hill, water, and tumbling.

June 8th

Today is \_\_\_\_\_.

Use a large cup to fill a bucket with water. Have your child count the number of cups of water it takes to fill the bucket about half way. Take turns with your child as you dump the water into the bucket so he/she can practice taking turns with someone.

Retell the story of Jack and Jill as you act it out with your child and give him/her the chance to carry the bucket. (You may want to do this outside.)

June 9th

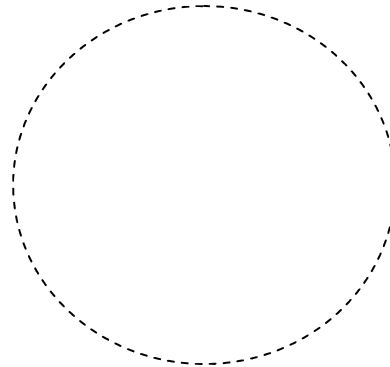
Today is \_\_\_\_\_.

Talk about how Jack and Jill would dress on cool days to get their water. Have your child dress as Jack or Jill would on a cool day (with a jacket), and have him/her practice buttoning, zipping, or snapping his/her jacket with little or no help.

June 10th

Today is \_\_\_\_\_.

Have your child trace the circle below. Help your child find other objects in your home that are in the shape of a circle.



June 11th

Today is \_\_\_\_\_.

Write the letter A (capital and lowercase) on a piece of paper. Have your child trace it with a pen or pencil. Go on a letter hunt - search for things in your house that begin with Aa. Every time you find something, say the letter A and the sound it makes.

June 12th

Today is \_\_\_\_\_.

**Write your child's first name on a piece of paper remembering to write it with a capital at the beginning and lower case letters the rest of the way through. Have your child trace over it with a pencil and then write it on their own, using your writing as a model. Praise your child's good effort!**

June 13th

Today is \_\_\_\_\_.

Write the letter D (capital and lowercase) on a piece of paper. Have your child trace it with a pen or pencil. Go on a letter hunt - search for things in your house that begin with Dd. Every time you find something, say the letter D and the sound it makes.



June 14th

Today is \_\_\_\_\_.

Teach your child how to draw a rainbow today. Using crayons, paints, markers, or colored pencils, draw a rainbow with your child, talking about all of the colors as you go...red, orange, yellow, green, blue, indigo, violet.

June 15th

Today is \_\_\_\_\_.

Write the letter F (capital and lowercase) on a piece of paper. Have your child trace it with a pen or pencil. Go on a letter hunt - search for things in your house that begin with Ff. Every time you find something, say the letter F and the sound it makes.

June 16th

Today is \_\_\_\_\_.

Tell your child the nursery rhyme, "Mary Had a Little Lamb." Have your child help recite it a second time. Tell your child that the words "snow" and "go" rhyme because they sound the same in the middle and the end. Help your child think of other words that rhyme with snow and go. They can even be silly, nonsense words.

June 17th

Today is \_\_\_\_\_.

Have your child help you retell "Mary Had a Little Lamb." Help your child create a picture of sheep by using white cotton balls or a white crayon. Talk about how the sheep are white and how many they made in their picture. Write the **number of sheep on your child's paper so he/she can see the number.**

June 18th

Today is \_\_\_\_\_.

Write the letter G (capital and lowercase) on a piece of paper. Have your child trace it with a pen or pencil. Go on a letter hunt - search for things in your house that begin with Gg. Every time you find something, say the letter G and the sound it makes.

June 19th

Today is \_\_\_\_\_.

Have your child trace the square below. Help your child find other objects in your home that are in the shape of a square.



June 20th

Today is \_\_\_\_\_.

Write the letter H (capital and lowercase) on a piece of paper. Have your child trace it with a pen or pencil. Go on a letter hunt - search for things in your house that begin with Hh. Every time you find something, say the letter H and the sound it makes.

June 21st

Today is \_\_\_\_\_.

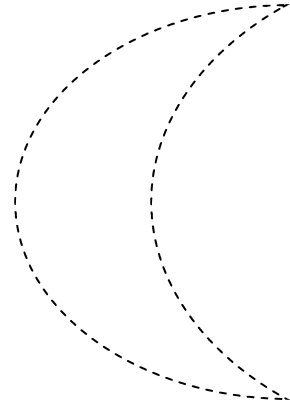
Tell your child the nursery rhyme "Hey Diddle Diddle." Have your child try to help recite it. Ask your child what rhymes with "diddle" in the story. Ask your child what rhymes with "spoon" in the story. Take turns telling each other rhyming words. Rhyme words with *cat*, *cow*, and *dish*.



June 22nd

Today is \_\_\_\_\_.

Have your child help you retell "Hey Diddle Diddle." Talk about the different shapes of a moon. Have your child trace the crescent below.



June 23rd

Today is \_\_\_\_\_  
-----  
\_\_\_\_\_.

If the cat, cow, and dog from Hey Diddle Diddle had a race, who would win? Have your child use scissors to cut on the dotted lines below, and your child can decide who would win.

Cat -----

Dog -----

Cow -----

June 24th

Today is \_\_\_\_\_  
-----  
\_\_\_\_\_.

Take your child outside with a small container.  
Help him or her collect 1-10 rocks or sticks.  
Count these with your child. Have your child  
point to the following numbers to count to 10.

1 2 3 4 5 6 7 8 9 10

June 25th

Today is \_\_\_\_\_.

Write the letter E (capital and lowercase) on a piece of paper. Have your child trace it with a pen or pencil. Go on a letter hunt - search for things in your house that begin with Ee. Every time you find something, say the letter E and the sound it makes.

June 26th

Today is \_\_\_\_\_  
-----  
\_\_\_\_\_.

Have your child identify the following colors.

red      blue      yellow      green      purple      brown

Have your child tell you what comes next in this

pattern: purple      brown      purple      brown

June 27th

Today is \_\_\_\_\_.

Write the letter J (capital and lowercase) on a piece of paper. Have your child trace it with a pen or pencil. Go on a letter hunt - search for things in your house that begin with Jj. Every time you find something, say the letter J and the sound it makes.

June 28th

Today is \_\_\_\_\_.

**Recite the nursery rhyme "Itsy Bitsy Spider" to your child.** Have your child help you recite it a second time. Ask your child what sound they hear at the beginning of these words (from the story): spider, spout, sun. Talk about how words begin with different letters and have your child say the beginning sounds of other words from the story.

June 29th

Today is \_\_\_\_\_.

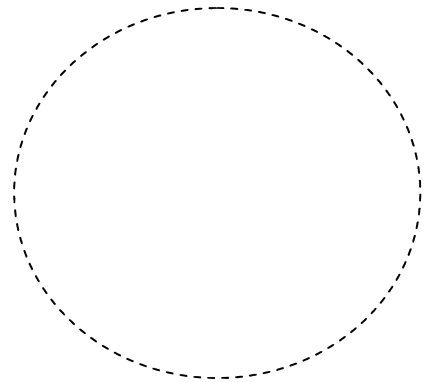
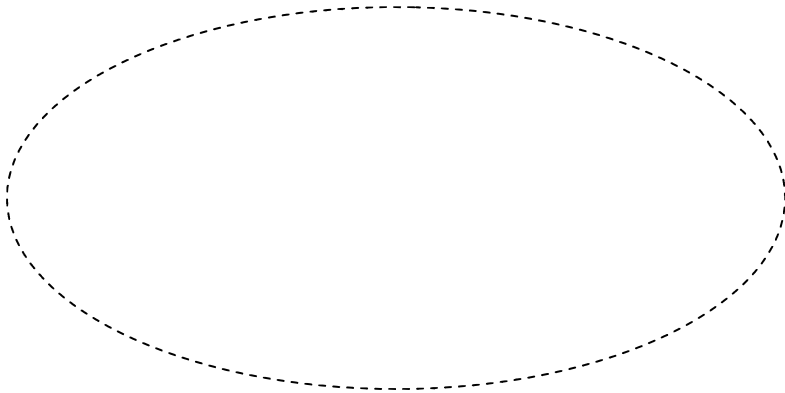
Have your child help you retell "Itsy Bitsy Spider." Help your child draw a spider and color it. Talk about the colors he/she uses and have your child count how many legs they put on the spider. Write that number and help your child practice counting to that number.



June 30th

Today is \_\_\_\_\_.

Have your child cut out the following circle and oval, glue them together, color them, and add legs to make a spider.



July 1st

Today is \_\_\_\_\_.

Help your child build a tall tower today with something you can find at home (blocks, plastic cups, etc.). When finished building, see how fast your child can clean up the materials by counting.

**Give your child a goal like, "I'm wondering if you can clean this up by the time I count to 20."**

July 2nd

Today is \_\_\_\_\_.

Write the letter K (capital and lowercase) on a piece of paper. Have your child trace it with a pen or pencil. Go on a letter hunt - search for things in your house that begin with Kk. Every time you find something, say the letter K and the sound it makes.

July 3rd

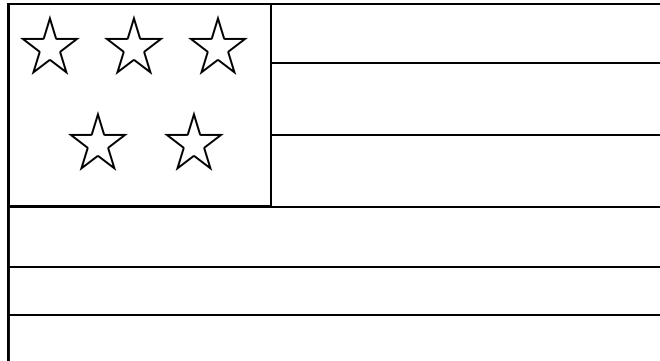
Today is \_\_\_\_\_.

Play a listening game. Give your child a simple word and have him/her change the beginning sound to make new words. Example: Parent says, "Dog. Change the /d/ (sound of d) in dog to a /l/ (sound of l). What do you get?" Child - "Log!"

July 4th

Today is \_\_\_\_\_.

Talk about the American flag. Tell your child what colors are on the flag. Have him/her color the flag below using red, white, and blue.



July 5th

Today is \_\_\_\_\_.

Write the letter L (capital and lowercase) on a piece of paper. Have your child trace it with a pen or pencil. Go on a letter hunt - search for things in your house that begin with Ll. Every time you find something, say the letter L and the sound it makes.

July 6th

Today is \_\_\_\_\_.

Get out the markers or crayons today. Write **your child's first name with a capital at the beginning** and lower case letters for the rest. Have your child trace it with a marker or crayon. Then have your child try writing it on his/her own. Praise your child for a good effort!

July 7th

Today is \_\_\_\_\_.





**Read a book to your child.** (If you don't do this at least once every day, now is a good time to start!) As you read the book, read the title and say, "The title of the book is \_\_\_\_\_." Ask your child where the front and back of the book is. Ask your child to point to the pictures and then have him/her point to the **place you are going to read from.** It's important to get your child to understand that print goes from left to right and top to bottom.



July 8th

Today is \_\_\_\_\_.

Have your child name and color the following shapes.  
Have your child name the colors he/she uses while coloring.



July 9th

Today is \_\_\_\_\_.

Write the letter I (capital and lowercase) on a piece of paper. Have your child trace it with a pen or pencil. Go on a letter hunt - search for things in your house that begin with I i. Every time you find something, say the letter I and the sound it makes.

July 10th

Today is \_\_\_\_\_  
-----  
\_\_\_\_\_.

Have your child count the number of windows in each of the rooms in your house. Which room has the most windows? Which room has the least? What shape are the windows? Guide your child in writing each of the numbers you count to.

July 11th

Today is \_\_\_\_\_.

Write the letter M (capital and lowercase) on a piece of paper. Have your child trace it with a pen or pencil. Go on a letter hunt - search for things in your house that begin with Mm. Every time you find something, say the letter M and the sound it makes.

July 12th

Today is \_\_\_\_\_.

Take your child outside for a walk today. Ask him/her what they see. Help your child identify things like trees, flowers, grass, rocks, leaves, bugs, etc. Engage your child in a conversation about nature.

July 13th

Today is \_\_\_\_\_.

**Write "I love you \_\_\_\_\_." on a piece of paper.**

Read the sentence to your child and have him/her write his/her first name in the blank (using a capital for the first letter and lower case for the remaining letters). Do the same on another piece of paper and write your name in the blank. Read these back and forth to each other telling why you love one another.

July 14th

Today is \_\_\_\_\_.

Prepare an alphabet hunt for your child by placing letters of the alphabet (magnetic or written on small pieces of paper) around a room. Have your child find all 26 letters of the alphabet. Your child should say the letter and letter sound when he/she finds each one. Also, have your child count the letters as he/she finds them.

July 15th

Today is \_\_\_\_\_.

Help your child draw each of these shapes on a piece of paper and then cut them out.

square

circle

triangle

rectangle



July 16th

Today is \_\_\_\_\_.

Write the letter N (capital and lowercase) on a piece of paper. Have your child trace it with a pen or pencil. Go on a letter hunt - search for things in your house that begin with Nn. Every time you find something, say the letter N and the sound it makes.

July 17th

Today is \_\_\_\_\_.

While playing with your child today, ask him/her what letter or sound some of the toys would begin with. Example: What letter does doll begin with? What sound do you hear at the beginning of doll?

July 18th

Today is \_\_\_\_\_.

Write the letter P (capital and lowercase) on a piece of paper. Have your child trace it with a pen or pencil. Go on a letter hunt - search for things in your house that begin with Pp. Every time you find something, say the letter P and the sound it makes.

July 19th

Today is \_\_\_\_\_.

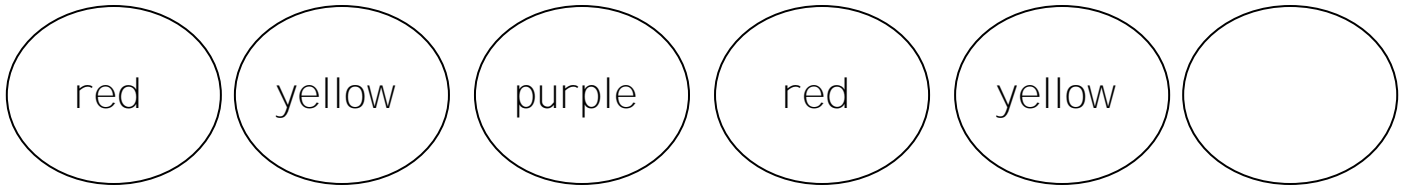
Have your child name these numbers and have him/her show you a group of objects to match each number.

4 6 2 0 5 3

July 20th

Today is \_\_\_\_\_.

Have your child color the first 5 circles below. Explain that this is a pattern. Have your child finish the pattern.



July 21st

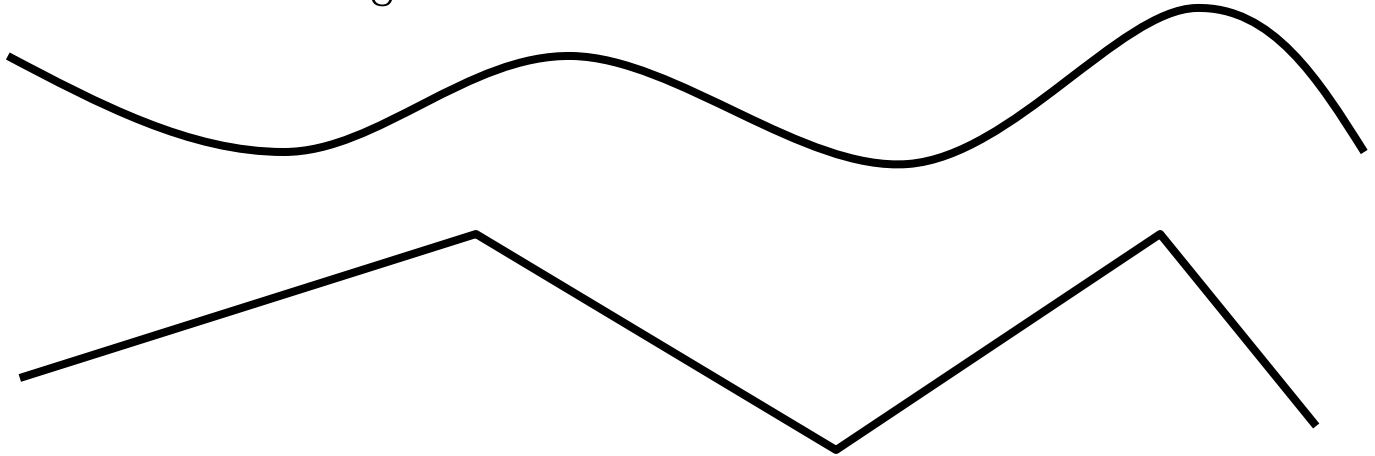
Today is \_\_\_\_\_.

As your child is playing today, ask him/her how they are feeling and why they feel that way. If you notice a mood change, ask again. It is important for young children to be aware of their emotions and to know why they are feeling a certain way.

July 22nd

Today is \_\_\_\_\_.

Have your child use a pair of scissors to cut on the following lines.



July 23rd

Today is \_\_\_\_\_.

Write the letter O (capital and lowercase) on a piece of paper. Have your child trace it with a pen or pencil. Go on a letter hunt - search for things in your house that begin with Oo. Every time you find something, say the letter O and the sound it makes.



July 24th

Today is \_\_\_\_\_.

Guide your child in writing his/her first name on **a piece of construction paper...remember to use a capital at the beginning and lower case letters for the rest.** Help your child glue on yarn, beans, glitter, etc. to highlight his/her name. This **would be a great "poster" to hang in your child's bedroom.**

July 25th

Today is \_\_\_\_\_.

Write the letter R (capital and lowercase) on a piece of paper. Have your child trace it with a pen or pencil. Go on a letter hunt - search for things in your house that begin with Rr. Every time you find something, say the letter R and the sound it makes.

July 26th

Today is \_\_\_\_\_.

While playing with your child today, ask him/her what rhymes with some of his/her toys. Example: I see you are playing with a block. Block rhymes with sock. What else rhymes with block and sock?

July 27th

Today is \_\_\_\_\_.

Have your child count as high as he/she can. Find something in the house that you have a few more than the number he/she can count to. Ex: If your child can count to 14, find something of which you have 20. Have your child practice counting the objects with you providing help as needed.

July 28th

Today is \_\_\_\_\_.

What would you wear in the Summer, Fall, Spring, and Winter? Have your child draw a picture of what he/she would look like in one or all 4 of those seasons. Allow your child to play dress-up and dress him/herself in different jackets, snowpants, shoes, or boots. Have him/her practice buttoning, snapping, zippering, and tying.

July 29th

Today is \_\_\_\_\_.

**Play "The Name Game" with your child.** Have him/her change the beginning sound of his/her name to make a silly name. Ex: Change the S in Sally to a B. See the last couple of pages in this booklet for the Banana Song lyrics. This is a fun song to sing with your child using different names.

July 30th

Today is \_\_\_\_\_.

Write the letter S (capital and lowercase) on a piece of paper. Have your child trace it with a pen or pencil. Go on a letter hunt - search for things in your house that begin with Ss. Every time you find something, say the letter S and the sound it makes.

July 31st

Today is \_\_\_\_\_.

Take your child on a "silly walk." If it's raining today, you can do this "walk" inside your house.

Make up silly steps to do together. Example:

Take 5 hops and then 8 giant steps and continue in this way. **Count the "silly steps" as you go.**



August 1st

Today is \_\_\_\_\_.

Write the letter T (capital and lowercase) on a piece of paper. Have your child trace it with a pen or pencil. Go on a letter hunt - search for things in your house that begin with Tt. Every time you find something, say the letter T and the sound it makes.

August 2nd

Today is \_\_\_\_\_.

**Tell the fairy tale of "The 3 Little Pigs" to your child.**

Have your child retell what materials each little pig used to build his house. (sticks, straw, and bricks)

Have your child draw a picture of what one of the houses may have looked like.

\*There are many different versions of fairy tales. Tell it in your own way...make it fun.

August 3rd

Today is \_\_\_\_\_  
-----  
\_\_\_\_\_.

Review the story of the 3 little pigs and have your child find 3 different materials in your house to build buildings with. They may want to use different types of blocks, cards, books, sticks, or whatever else they can find. Talk about what material worked the best.

August 4th

Today is \_\_\_\_\_  
-----  
\_\_\_\_\_.

Review the story of the 3 little pigs. See if your child can retell the beginning, middle, and end of the story to you. Help him/her as needed.

August 5th

Today is \_\_\_\_\_.

Play a rhyming game with your child. Start with the word "pig." You say a rhyming word and then have your child take a turn. Ex: Parent says, "pig, wig." Child says, "pig, big." Continue play until one of you can't come up with a rhyming word. Try this game with some other simple words.

August 6th

Today is \_\_\_\_\_.

Write the letter V (capital and lowercase) on a piece of paper. Have your child trace it with a pen or pencil. Go on a letter hunt - search for things in your house that begin with Vv. Every time you find something, say the letter V and the sound it makes.

August 7th

Today is \_\_\_\_\_.

Write numbers that your child is working on learning to identify and some he/she knows well on pieces of paper and place them on the floor. Call out a number for your child to find, crumble up, and throw into the trash can.

August 8th

Today is \_\_\_\_\_.

Write the letter W (capital and lowercase) on a piece of paper. Have your child trace it with a pen or pencil. Go on a letter hunt - search for things in your house that begin with Ww. Every time you find something, say the letter W and the sound it makes.



August 9th

Today is \_\_\_\_\_.

Play a "sound" version of the game "I Spy." Take turns with your child... "I spy with my little eye something that starts with the sound /t/." You can also play this by saying the letter things start with instead. You can play this while traveling or at home.

August 10th

Today is \_\_\_\_\_.

Help your child draw each of these shapes on a piece of paper and then cut them out.

- hexagon
- oval
- pentagon
- crescent
- semi circle

August 11th

Today is \_\_\_\_\_.

**Tell your child the fairy tale of "Goldilocks and the 3 Bears." Have him/her draw a picture of Goldilocks.**

Encourage details such as a body, head, legs, arms, hands, and feet.

\*Remember, the story can be your own version!

August 12th

Today is \_\_\_\_\_  
-----  
\_\_\_\_\_.

**Review the story of "Goldilocks and the 3 Bears."**

Have your child put him/herself in the place of Goldilocks. Would he/she go into a house when someone is not home? Would he/she try the things Goldilocks did? Why or why not?

August 13th

Today is \_\_\_\_\_.

Write the letter U (capital and lowercase) on a piece of paper. Have your child trace it with a pen or pencil. Go on a letter hunt - search for things in your house that begin with Uu. Every time you find something, say the letter U and the sound it makes.

August 14th

Today is \_\_\_\_\_  
-----  
\_\_\_\_\_.

**Review the story of "Goldilocks and the 3 Bears."**

Have your child think of something else in the 3 bear's house that Goldilocks could "try out." Example: Papa, Mama, and Baby Bear's

toothbrushes. Have your child draw a picture of what this might look like.

August 15th

Today is \_\_\_\_\_.

Write the letter X (capital and lowercase) on a piece of paper. Have your child trace it with a pen or pencil. Go on a letter hunt - search for things in your house that begin with Xx. Every time you find something, say the letter X and the sound it makes.

August 16th

Today is \_\_\_\_\_  
-----  
\_\_\_\_\_.

Tell your child the fairy tale of Cinderella. Have your child draw a picture of what he/she thinks the two wicked stepsisters look like. Encourage him/her to draw the sisters with details...arms, legs, hands, feet, eyes, ears, nose, mouth, etc..

\*Remember, you can tell your own version.



August 17th

Today is \_\_\_\_\_.

**Retell the story of "Cinderella."** Ask your child to put him/herself in the place of Cinderella who lives with people who treat her badly and make her do all the chores. How would your child feel if he/she were treated like this? Why? Talk with your child about the importance of treating others with respect and what it means to do so.

August 18th

Today is \_\_\_\_\_.

Have your child help you retell the story of **"Cinderella."** In the story, Cinderella lost a glass slipper. Talk with your child about how a pair of shoes means you have one for each foot. Have your child count to see how many pairs of shoes, sandals, boots, and slippers he/she has.

August 19th

Today is \_\_\_\_\_.

Have your child practice writing his/her first name using a capital letter at the beginning and lower case letters the rest of the way through. Allow him/her to use crayons, markers, pens, or fun pencils to practice writing his/her name correctly.

August 20th

Today is \_\_\_\_\_.

Write the letter Y (capital and lowercase) on a piece of paper. Have your child trace it with a pen or pencil. Go on a letter hunt - search for things in your house that begin with Yy. Every time you find something, say the letter Y and the sound it makes.

August 21st

Today is \_\_\_\_\_.

Take your child on a walk today. Talk about the weather. Talk about what you see. When you return to your house, have your child draw a picture of what you saw on your walk together. Help him/her label the picture with words by listening to the sounds as they write. (Let them spell it how they hear it. Example: *Leaf* might be spelled *leɸ* because those are the sounds your child hears in the word.)

August 22nd

Today is \_\_\_\_\_.

Write the letter Z (capital and lowercase) on a piece of paper. Have your child trace it with a pen or pencil. Go on a letter hunt - search for things in your house that begin with Zz. Every time you find something, say the letter Z and the sound it makes.

August 23rd

Today is \_\_\_\_\_.

Tell your child the fairy tale of "Jack and the Beanstalk." Be sure to enlist his/her help when the giant says, "Fee, fie, foe, fum. I smell the blood of an Englishman." How tall was the beanstalk? Up to the sky. Help your child build a "beanstalk" as high as possible. Use blocks, Legos, large marshmallows, or whatever else you can find around the house.

August 24th

Today is \_\_\_\_\_.

**Retell the story of "Jack and the Beanstalk."**

Help your child act it out today. One of you can be Jack while the other can be the giant.



August 25th

Today is \_\_\_\_\_.

Have your child help you retell the story of "Jack and the Beanstalk." How did the beanstalk grow? Jack tossed his beans (seeds) outside. What does a seed need to grow? Soil, water, sunlight. If you can find a seed, help your child plant one in a cup and take care of it to see if it will grow. If you can't find a seed, have your child draw a picture of what a seed might look like as it grows.

August 26th

Today is \_\_\_\_\_.

Like you did on August 9th, Play the "sound" version of the game "I Spy." Take turns with your child..."I spy with my little eye something that starts with the sound /t/." You can also play this by saying the letter things start with instead. You can play this while traveling or at home.

August 27th

Today is \_\_\_\_\_.

Write each letter of the alphabet on two small pieces of paper or two halves of an index card. Play memory with your child. Every time you each flip over a letter, say the letter name and sound. Save these so you can play this game another time.

\*If all 26 letters is a bit too much at one time for your child, just use half of the alphabet to play at any one point in time.

August 28th

Today is \_\_\_\_\_  
-----  
\_\_\_\_\_.

Ask your child how his/her first day of school was. Ask your child to tell you about at least one thing that happened at school.

August 29th

Today is \_\_\_\_\_.

**Use the letter cards you made for "Memory" a couple of days ago. Play memory with your child. Every time you each flip over a letter, say the letter name and sound. The goal is to get the most matches by the end of the game. Save these so you can play this game any time you wish.**

August 30th

Today is \_\_\_\_\_.

Tell your child that it is important to write his/her first name on ALL papers at school. Have him/her practice writing his/her first name (with the capital at the beginning and lower case the rest of the way through). Do this with writing utensils or spread out shaving cream on a table like you did earlier this summer.

August 31st

Today is \_\_\_\_\_.

Talk about the months of the year with your child. Look at a calendar and have him/her count how many months are in one year. Talk about the **date of your child's birthday. How many months are before your child's next birthday?**

# Humpty Dumpty

Humpty Dumpty sat on a wall.

Humpty Dumpty had a great fall.

**All the king's horses and all the king's men**

**Couldn't put Humpty together again.**



## Jack and Jill

Jack and Jill went up the hill  
to fetch a pail of water.

Jack fell down and broke his crown,  
Jill came tumbling after.

## Mary Had a Little Lamb

Mary had a little lamb, little lamb, little lamb.

**Mary had a little lamb, it's fleece was white as snow.**

Everywhere that Mary went, Mary went, Mary went,  
Everywhere that Mary went, the sheep was sure to  
go.

## Hey Diddle Diddle

Hey diddle diddle,  
The cat and the fiddle,  
The cow jumped over the moon.  
The little dog laughed to see such a sight,  
And the dish ran away with the spoon.

## Itsy Bitsy Spider

The itsy bitsy spider ran up the water spout.  
Down came the rain and washed the spider out.  
Out came the sun and dried up all the rain.  
The itsy bitsy spider climbed the spout again.

## The Banana Song

Sally, Sally, Bo Bally, Me Mi Mo Mally, Sally

**\*"Sally" would be your child's name or another name you choose to use. Here's an example with "Abby."**

Abby, Abby, Bo Babby, Me Mi Mo Mabby, Abby